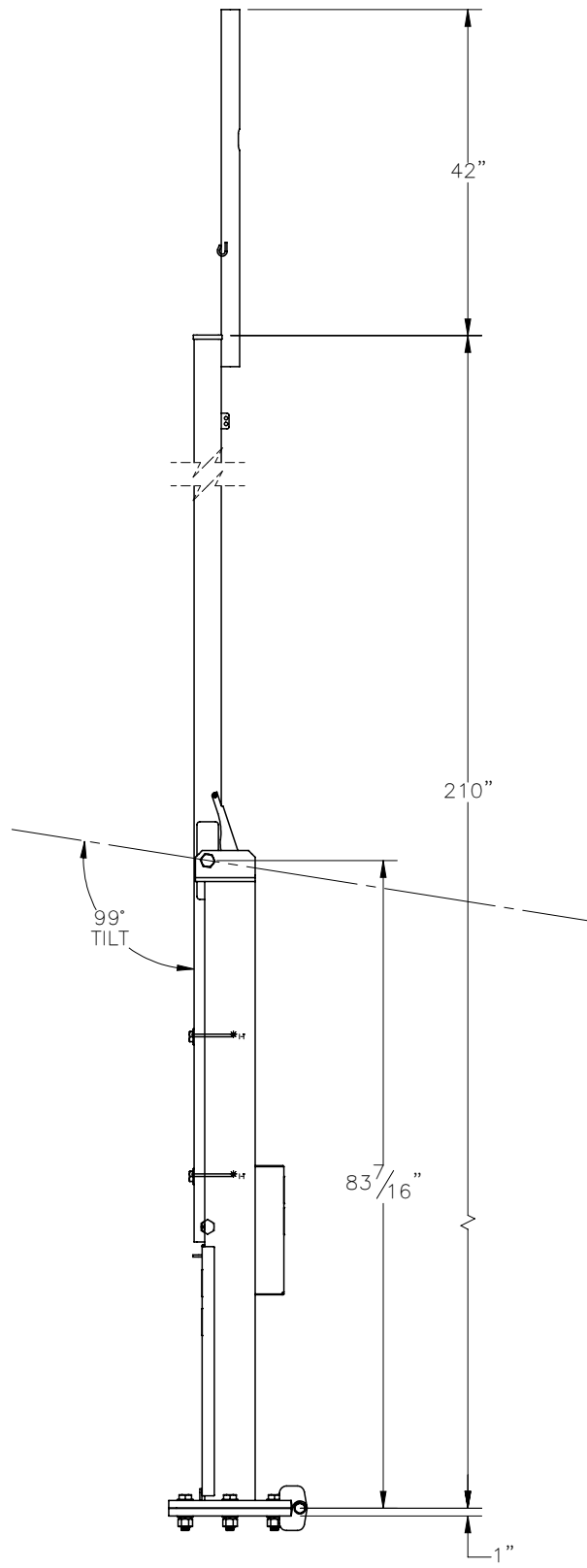


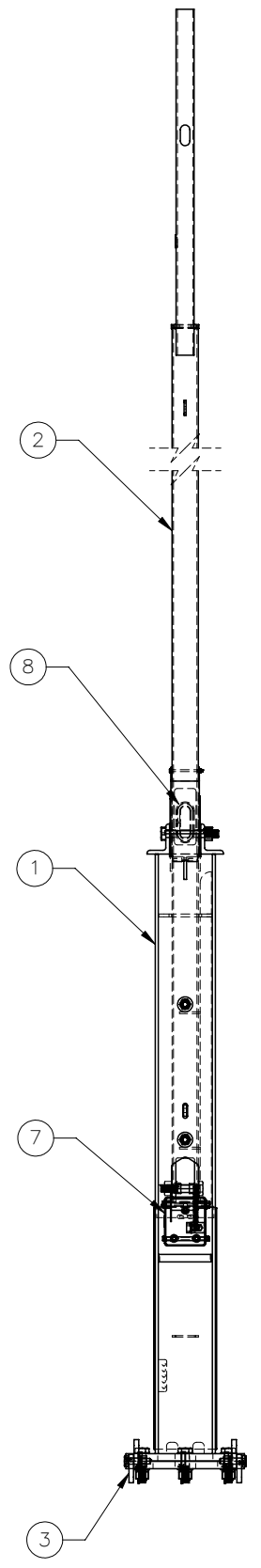
THE INFORMATION CONTAINED IN THIS DRAWING IS THE SOLE PROPERTY OF ELECTRO MECHANICAL INDUSTRIES, INC. ANY REPRODUCTION IN PART OR WHOLE WITHOUT THE WRITTEN PERMISSION OF ELECTRO MECHANICAL IND., IS PROHIBITED.

PATENT: #8,910,432

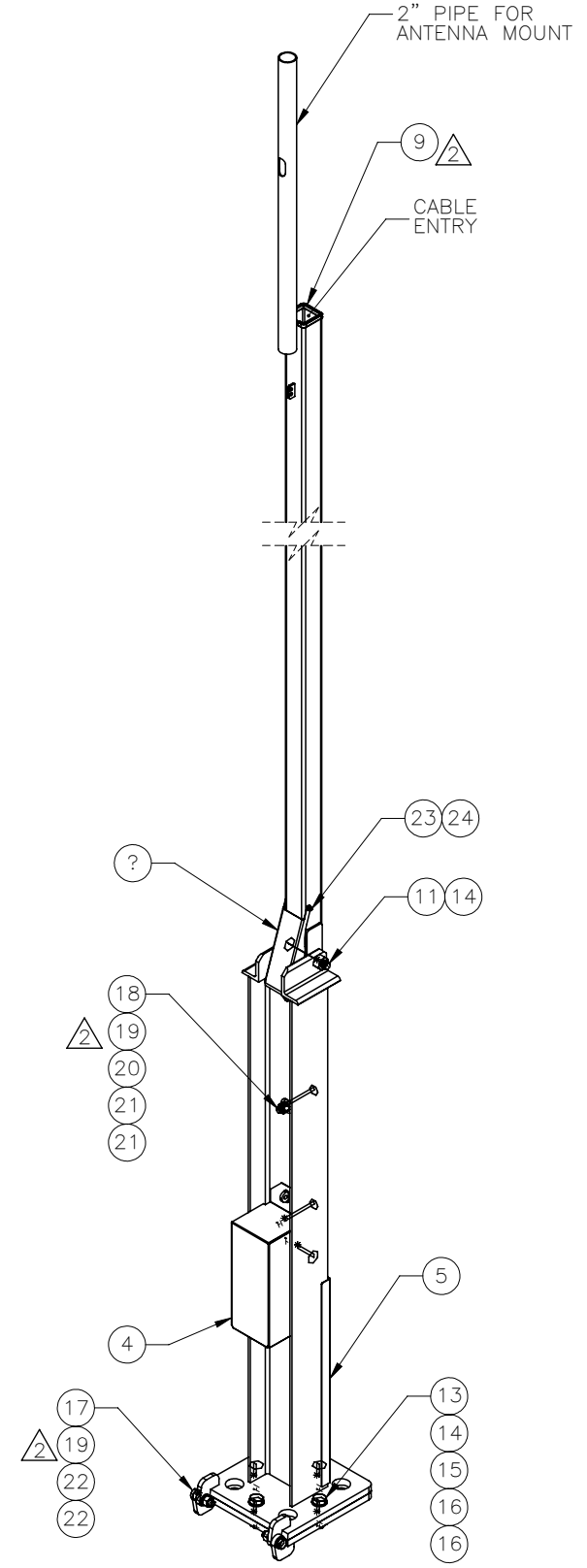
REVISIONS					
REV.	DCN #	DESCRIPTION	DATE	BY	APPROVED
2	DCN00869	UPDATED HARDWARE AND ADDED SAFETY DECALS	2020.06.25	BLH	JPB



SIDE VIEW



BACK VIEW W/COVERS REMOVED



ITEM NO.	QTY	PART NUMBER	DESCRIPTION	LENGTH	WEIGHT
1	1	400-004-1000-0100	SUPPORT BASE ASSEMBLY		247.94
2	1	W-000-910	MAST ASSEMBLY		137.36
3	1	400-004-3050-0630	LOWER HINGE BASE ASSEMBLY		69.28
4	1	400-004-3050-0612	WINCH COVER		8.740
5	1	400-004-3050-0629	FRONT COVER - NOTCHED		8.00
6	1	400-004-1000-0260	CABLE EXIT SHIELD		1.5
7	1	1002-0050-0003	WINCH KIT (1/4" X 14' WIRE ROPE)		8.7
8	1	309-000-0002-11	EDGE GUARD, 1/2", 11" LG.	11"	0.071
9	1	309-000-0001-11	EDGE GUARD, 3/16", 11" LG	11"	0.1
10	2	400-000-0902	1" SCH. 40 PVC SLEEVE		0.024
11	1	002-0BG-0081	BOLT, HX HD, 1.00-8UNC X 7.00 LG, GR B7, GALV		1.90
12	1	002-0BG-0226	BOLT, HX HD, 1.00-8UNC X 5.00 LG, GR B7, GALV		1.44
13	4	002-0BG-0210	BOLT, HX HD, 1.00-8 X 4.00 LG, ASTM A193 GR B7, GALV		1.21
14	6	002-0NG-0000	NUT, HX, ANCO LOCK, 1.00-8UNC, GR 2H, GALV		0.43
15	4	002-0LW-G008	WASHER, SPLIT LOCK, 1.00", GALV		0.09
16	8	002-0FW-G009	WASHER, FLAT, 1.00", F436, GALV.		0.08
17	2	002-0BG-0255	BOLT, HX HD, .750-10UNC X 3.0 LG, FULL THREAD, A325, GALV		0.55
18	2	002-0BG-0216	BOLT, HX HD, .75-10UNC X 6.50 LG, ASTM A325, GALV.		1.0
19	4	002-0NG-0002	NUT, HX, .75-10UNC, GR 2H, GALV		0.19
20	4	002-0LW-G003	WASHER, SPLIT LOCK, .75", GALV		0.04
21	4	002-0FW-G000	WASHER, FLAT, .75 INCH, USS, GALV		0.09
22	4	002-0FW-G003	WASHER, FLAT, .75 INCH, ASTM F436, GALV		0.04
23	1	002-0BZ-0038	BOLT, HX HD, .25-20 X 4.25" LG., ZINC PL		0.01
24	1	002-0NZ-0006	NUT, NY-LOCK, .250-20UNC, ZINC PLTD, STL		0.001
25	2	999-999-L001	3.5" x 5" DO NOT CLIMB DECAL		0.006
26	2	999-999-L002	3.5" x 5" PINCH POINT DECAL		0.006
27	1	999-999-L003	3.5" x 5" WINCH RATING DECAL		0.006

SURFACE FINISH <input checked="" type="checkbox"/> UNLESS OTHERWISE SPECIFIED		UNLESS OTHERWISE SPECIFIED DIMENSIONS ARE IN INCHES		APPROVALS		DATE	
MATERIAL SEE PARTS LIST		TOLERANCES		DRAWN C. SANCHEZ		6.11.18	
THIRD ANGLE PROJECTION		.0 ± .06		CHECKED J. BUSHMAN		6.14.18	
		.00 ± .005		ENGINEER/DESIGNER J. BUSHMAN		6.14.18	
		FRACTIONS ± 1/16		PRODUCTION J. SUNDERLAND		6.18.18	
		ANGLES ± .25°					
NEXT ASSY		HOLES: DRILLED OR PUNCHED +1/32					
USED ON		BURNED ±1/32					
APPLICATIONS							

11250 NEESESHAW DRIVE
HOUSTON, TEXAS 77065
1-800-453-0050

EM I

TITLE:
20FT TILT UP TOWER

SCALE: 1:24 WEIGHT: 498.05 lbs. SHEET 1 OF 1