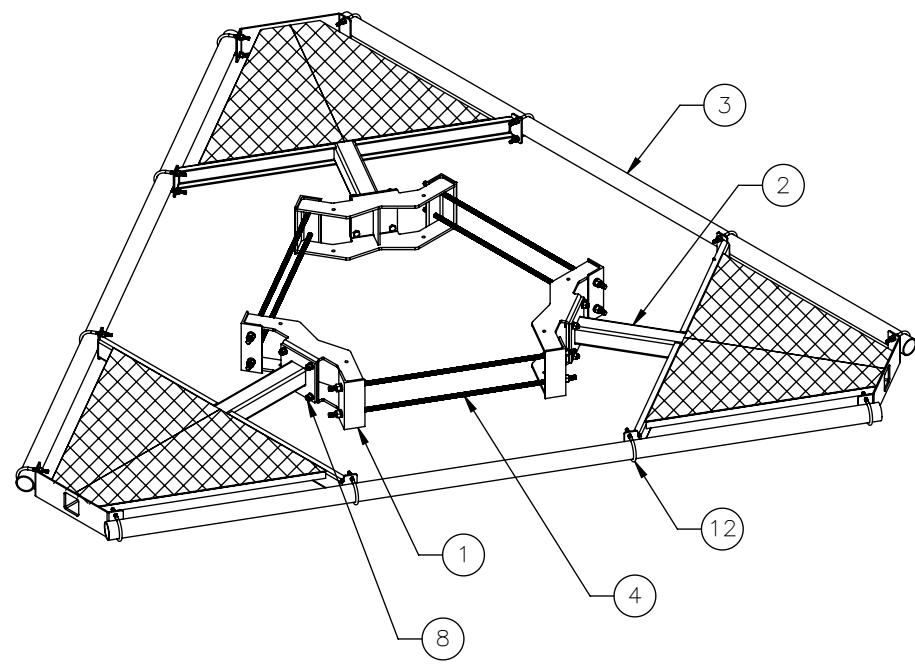
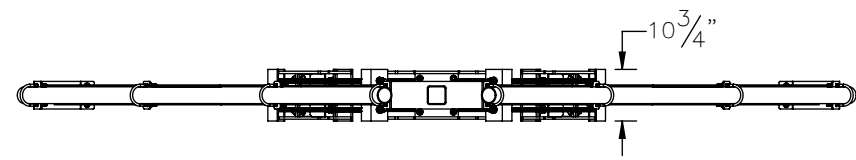
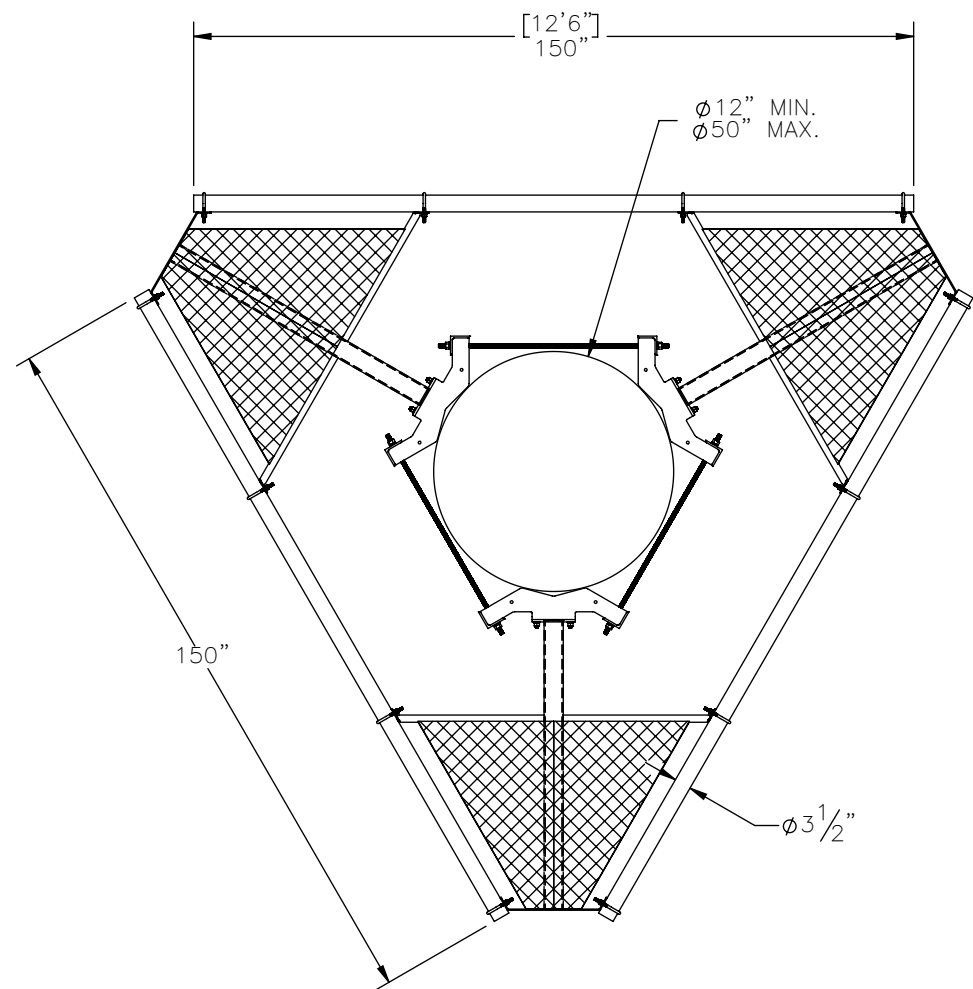


THE INFORMATION CONTAINED IN THIS DRAWING IS THE SOLE PROPERTY OF ELECTRO MECHANICAL INDUSTRIES, INC. ANY REPRODUCTION IN PART OR WHOLE WITHOUT THE WRITTEN PERMISSION OF ELECTRO MECHANICAL IND., IS PROHIBITED.



ITEM NO.	QTY REQD	PART NUMBER	DESCRIPTION	LENGTH	WEIGHT
1	3	W-002-232	RING MOUNT WELDMENT		68.93
2	3	W-002-455	PLATFORM ARM WELDMENT		142.14
3	3	P-006-324	SUPPORT PIPE, 3.50" O.D.	150"	94.79
4	6	002-OAT-G014	AT, .750-10 X 48.0, GALV, GR B7	48"	5.12
5	12	002-ONG-0002	NUT, HX, .75-10UNC, GR 2H, GALV		0.19
6	12	002-OLW-G003	WASHER, SPLIT LOCK, .75, GALV		0.05
7	12	002-OFW-G003	FW, .75 F436, HDG		0.04
8	12	002-OBG-0273	BOLT, HX HD, .625-11UNC X 2.25 LG, ASTM A325, GALV		0.04
9	12	002-ONG-0026	NUT, HX, ANCO LOCKNUT, .625-11UNC, GR 2H, GALV		0.116
10	12	002-OLW-G004	WASHER, SPLIT LOCK, .625 INCH, GALV		0.03
11	12	002-OFW-G004	WASHER, FLAT, .625", ASTM F436, GALV		0.03
12	12	002-00U-G043	U-BOLT, .500-13 X 3.50 I.D. X 5.75 HT, 3.0 THD, GALV		0.74
13	24	002-ONG-0010	NUT, HEX, .500-13UNC, GR 2H, GALV		0.06
14	24	002-OLW-G002	WASHER, SPLIT LOCK, .500", GALV		0.01
15	24	002-OFW-G002	FW, .50, F436, HDG		0.02

SURFACE FINISH <input checked="" type="checkbox"/> UNLESS OTHERWISE SPECIFIED		UNLESS OTHERWISE SPECIFIED DIMENSIONS ARE IN INCHES		APPROVALS		DATE		ELECTRO MECHANICAL INDUSTRIES, INC. 11230 NEESESHAW DRIVE HOUSTON, TEXAS 77065 1-800-453-0050	
MATERIAL SEE PARTS LIST		TOLERANCES .0 ±.06 .00 ±.015 .000 ±.005 FRACTIONS ±1/16 ANGLES ±.25° HOLES: DRILLED OR PUNCHED ±1/32 BURNED ±1/32		DRAWN C. SANCHEZ		6/15/2023			
THIRD ANGLE PROJECTION				CHECKER				SIZE B	
NEXT ASSY		USED ON		ENGINEER		PRODUCTION		DRAWING NO. 1012-0020-0001	
APPLICATIONS								SCALE: 1:40 WEIGHT: 965.32 lbs. SHEET 1 OF 1	