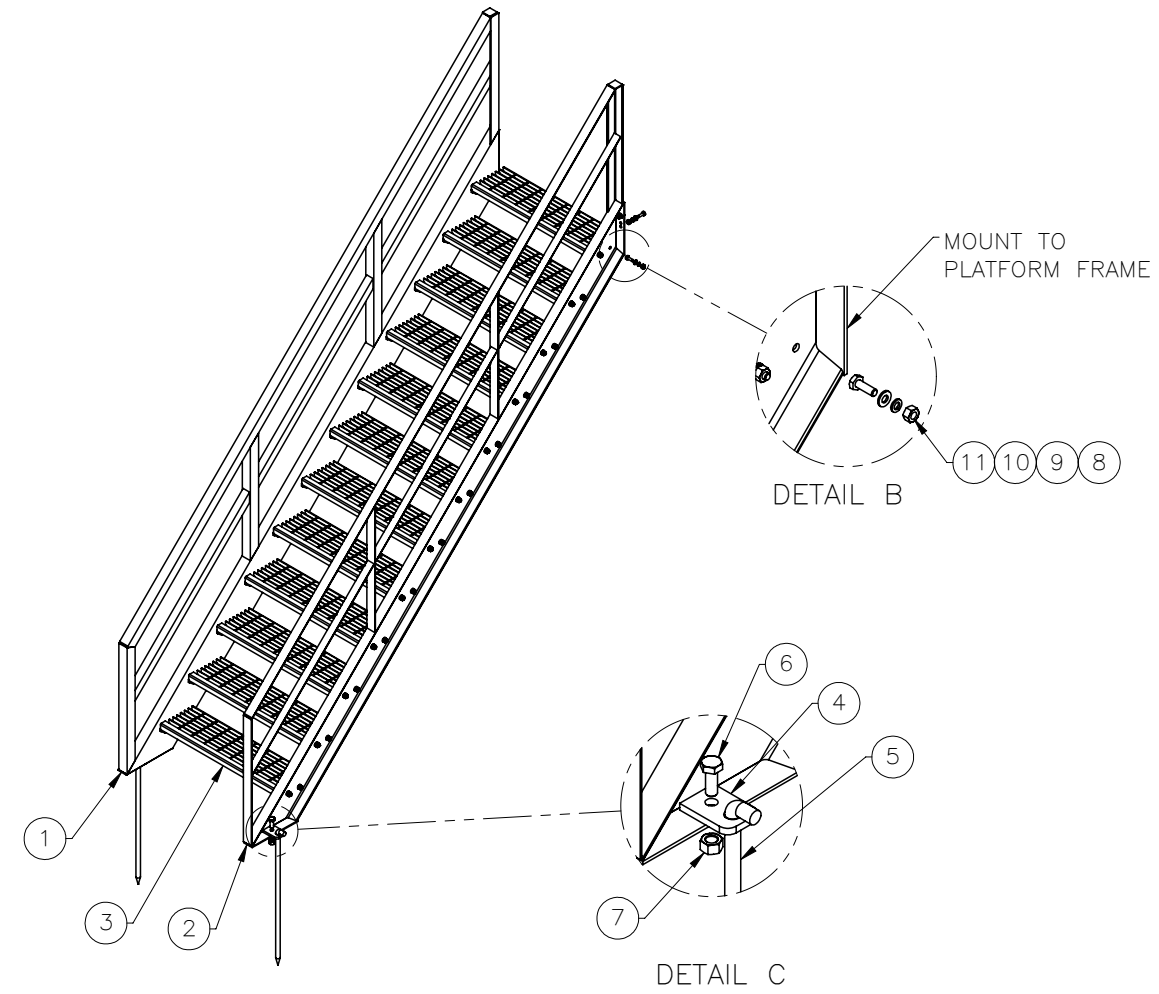
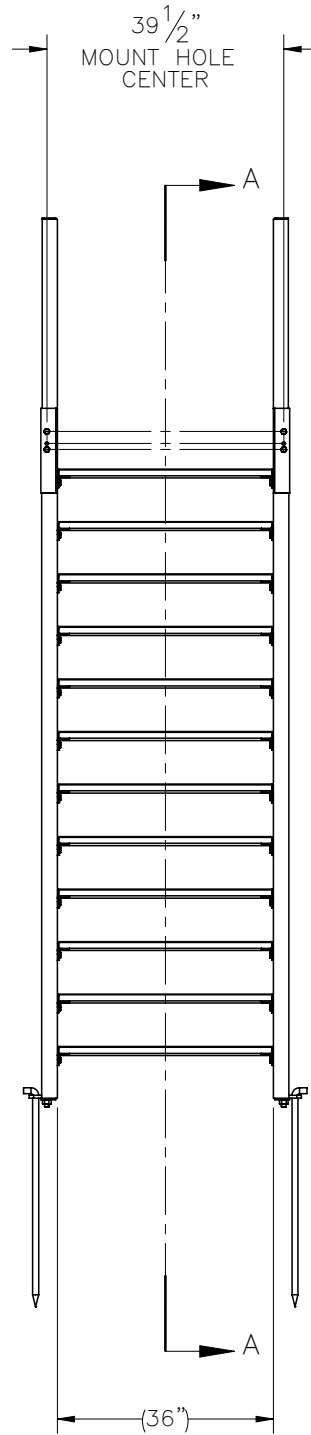
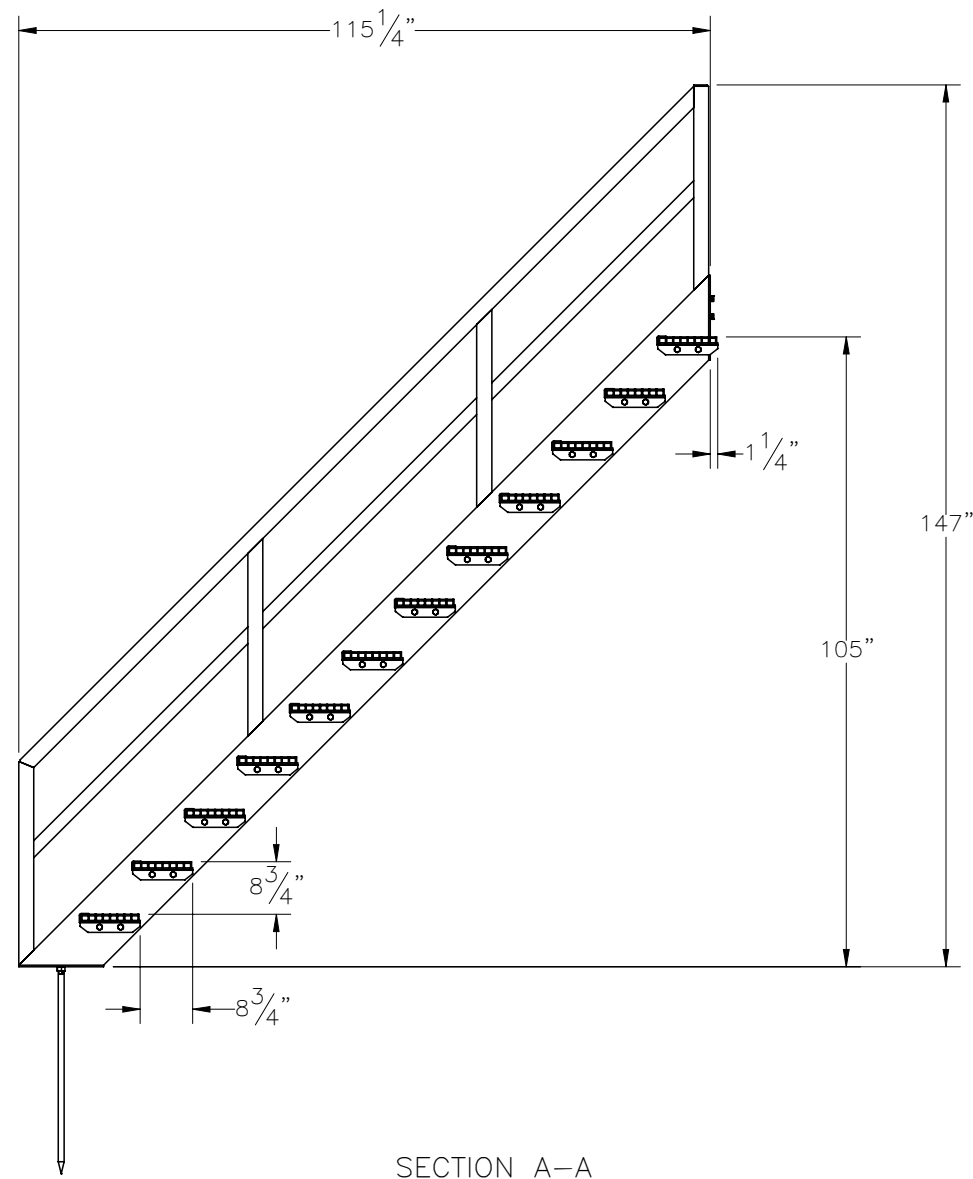


THE INFORMATION CONTAINED IN THIS DRAWING IS THE SOLE PROPERTY OF ELECTRO MECHANICAL INDUSTRIES, INC. ANY REPRODUCTION IN PART OR WHOLE WITHOUT THE WRITTEN PERMISSION OF ELECTRO MECHANICAL IND., IS PROHIBITED.



ITEM NO.	QTY	PART NUMBER	DESCRIPTION	LENGTH	WEIGHT
1	1	W-002-288	LEFT SIDE STAIR WELDMENT		336.7
2	1	W-002-289	RIGHT SIDE STAIR WELDMENT		336.7
3	12	W-001-873	36" WD STAIR TREAD WELDMENT	36	26.16
4	2	P-005-240	ANCHOR PLATE, STAIR CASE	4 1/4"	1.6
5	2	P-005-241	1" STABILIZER ROD	36"	8.0948
6	2	002-0BG-0019	BOLT HX HD, .750-10UNC X 2.0 LG, A325, GALV	2"	0.43
7	2	002-0NG-0016	NUT, HX, ANCO LOCKNUT, .75-10UNC, GR 2H, GALV		0.19
8	52	002-0BG-0010	HHB, .500-13 X 1.50 LG., PT X 1.00, A325, HDG	1.50	0.14
9	52	002-0FW-G002	FW, .50, F436, HDG		0.02
10	52	002-0LW-G002	WASHER, SPLIT LOCK, .500", GALV		0.01
11	52	002-0NG-0010	NUT, HEX, .500-13UNC, GR 2H, GALV		0.06

SURFACE FINISH <input checked="" type="checkbox"/> UNLESS OTHERWISE SPECIFIED		UNLESS OTHERWISE SPECIFIED DIMENSIONS ARE IN INCHES		APPROVALS	DATE	 ELECTRO MECHANICAL INDUSTRIES, INC. 11230 NEESESHAW DRIVE HOUSTON, TEXAS 77065 1-800-453-0050
MATERIAL	TOLERANCES	DRAWN	DATE	TITLE:		
THIRD ANGLE PROJECTION	.0 ±.06	J. ROACH	4/6/2022	12 TREAD STAIR ASSY		
	.00 ±.015	CHECKER	4/26/2022	(36" WIDE)		
	.000 ±.005	ENGINEER	5/27/2022			
	FRACTIONS ± 1/16	PRODUCTION	5/27/2022			
	ANGLES ± .25°	J. LEE				
NEXT ASSY	HOLES:	SIZE		DRAWING NO.	REV	
USED ON	DRILLED OR PUNCHED	B		450-000-0182	-	
APPLICATIONS	BURNED	SCALE: 1:32		WEIGHT: 1020.5 lbs.	SHEET 1 OF 1	