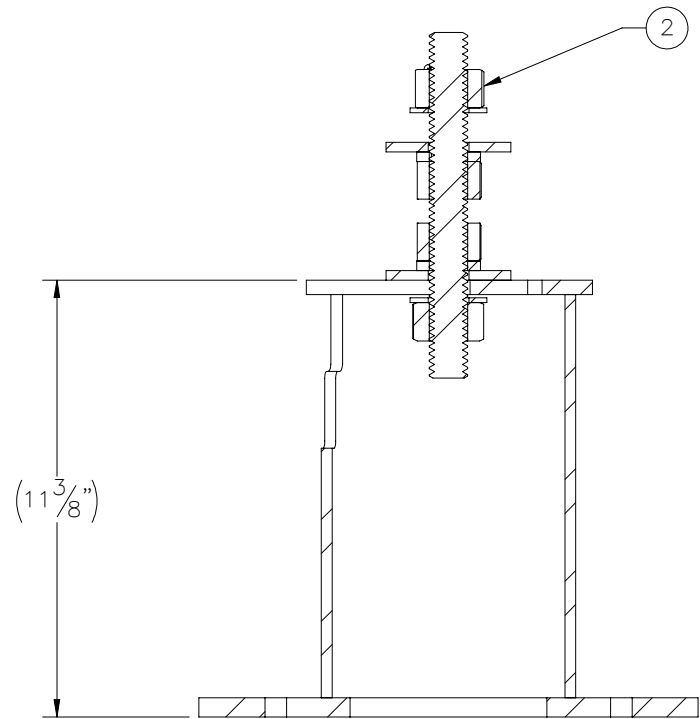
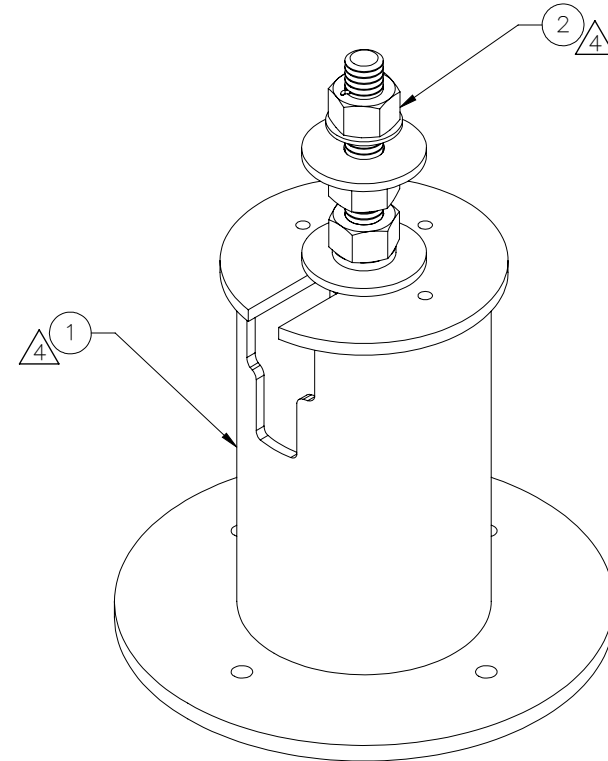
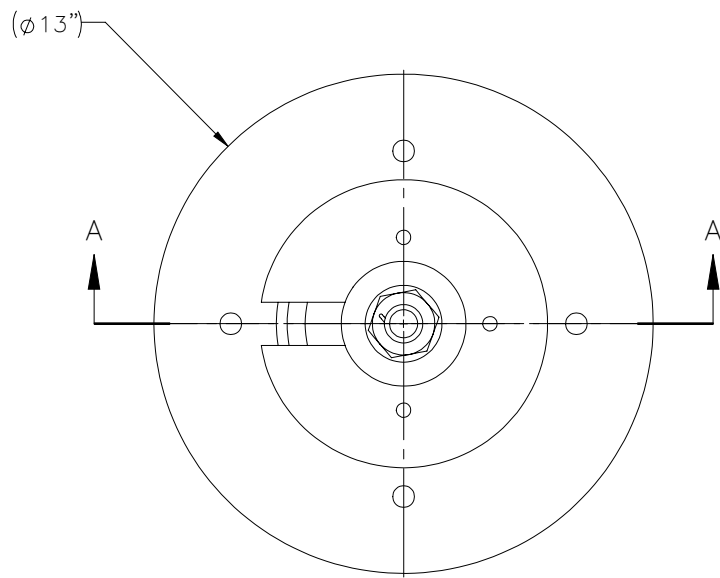


THE INFORMATION CONTAINED IN THIS DRAWING IS THE SOLE PROPERTY OF ELECTRO MECHANICAL INDUSTRIES, INC. ANY REPRODUCTION IN PART OR WHOLE WITHOUT THE WRITTEN PERMISSION OF ELECTRO MECHANICAL IND., IS PROHIBITED.

REVISIONS					
REV.	DCN #	DESCRIPTION	DATE	BY	APPROVED
4	01043	VISUAL UPDATE AND HARDWARE CHANGE	05.28.2021	BLH	JPB



SECTION A-A
SCALE 1:5

ITEM NO.	QTY REQD	PART NUMBER	DESCRIPTION	LENGTH	WEIGHT
1	1	W-001-010	FOOT FOUNDATION WELDMENT		35.8
2	1	1000-0020-0076	SINGLE MOUNT LEVELING HARDWARE KIT		4.7

SURFACE FINISH	UNLESS OTHERWISE SPECIFIED	UNLESS OTHERWISE SPECIFIED DIMENSIONS ARE IN INCHES	APPROVALS	DATE
MATERIAL	SEE PARTS LIST	TOLERANCES	DRAWN	08.13.2018
THIRD ANGLE PROJECTION		.0 ± .06 .00 ± .01 .000 ± .005	CHECKED	08.14.2018
		FRACTIONS ± 1/16	ENGINEER/DESIGNER	08.14.2018
		ANGLES ± .25°	J. BUSHMAN	
NEXT ASSY	USED ON	HOLES: DRILLED OR PUNCHED ± 1/32	PRODUCTION	08.14.2018
APPLICATIONS		BURNED ± 1/32	J. SUNDERLAND	

		ELECTRO MECHANICAL INDUSTRIES, INC. 11230 NEESESHAW DRIVE HOUSTON, TEXAS 77065 1-800-453-0050	
TITLE: 11-3/8" FOOT AND HARDWARE ASSY., 1" HARDWARE			
SIZE B	DRAWING NO. 1008-0010-0013	REV 4	
SCALE: 1:10	WEIGHT: 40.5 lbs.	SHEET 1 OF 1	