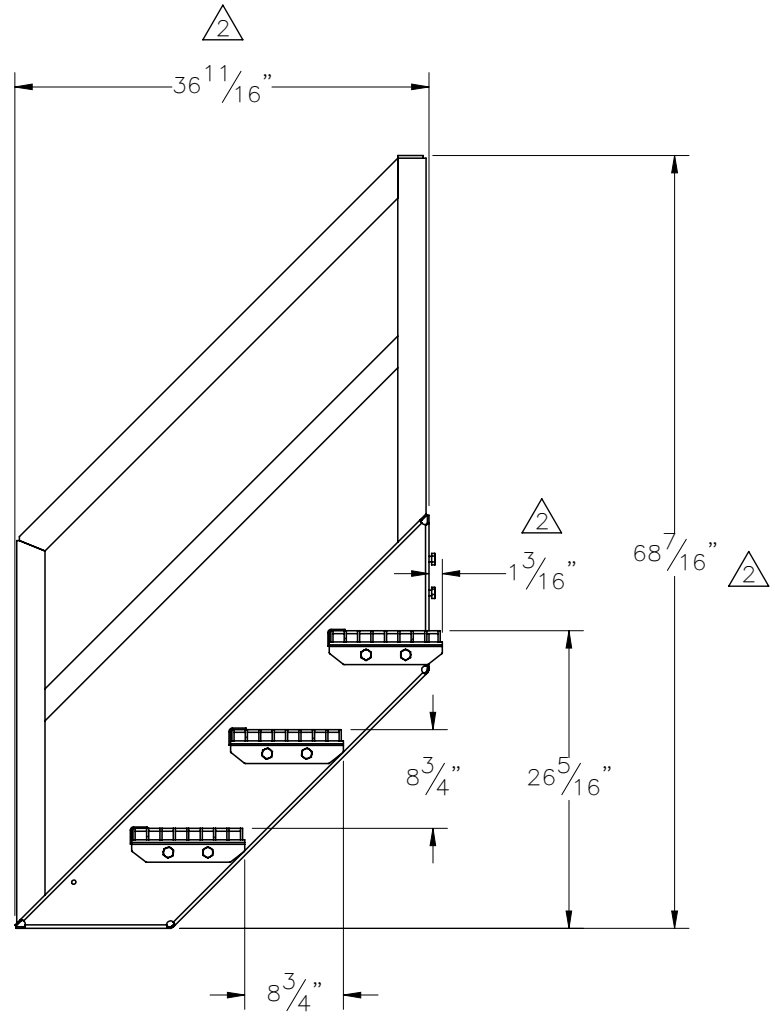
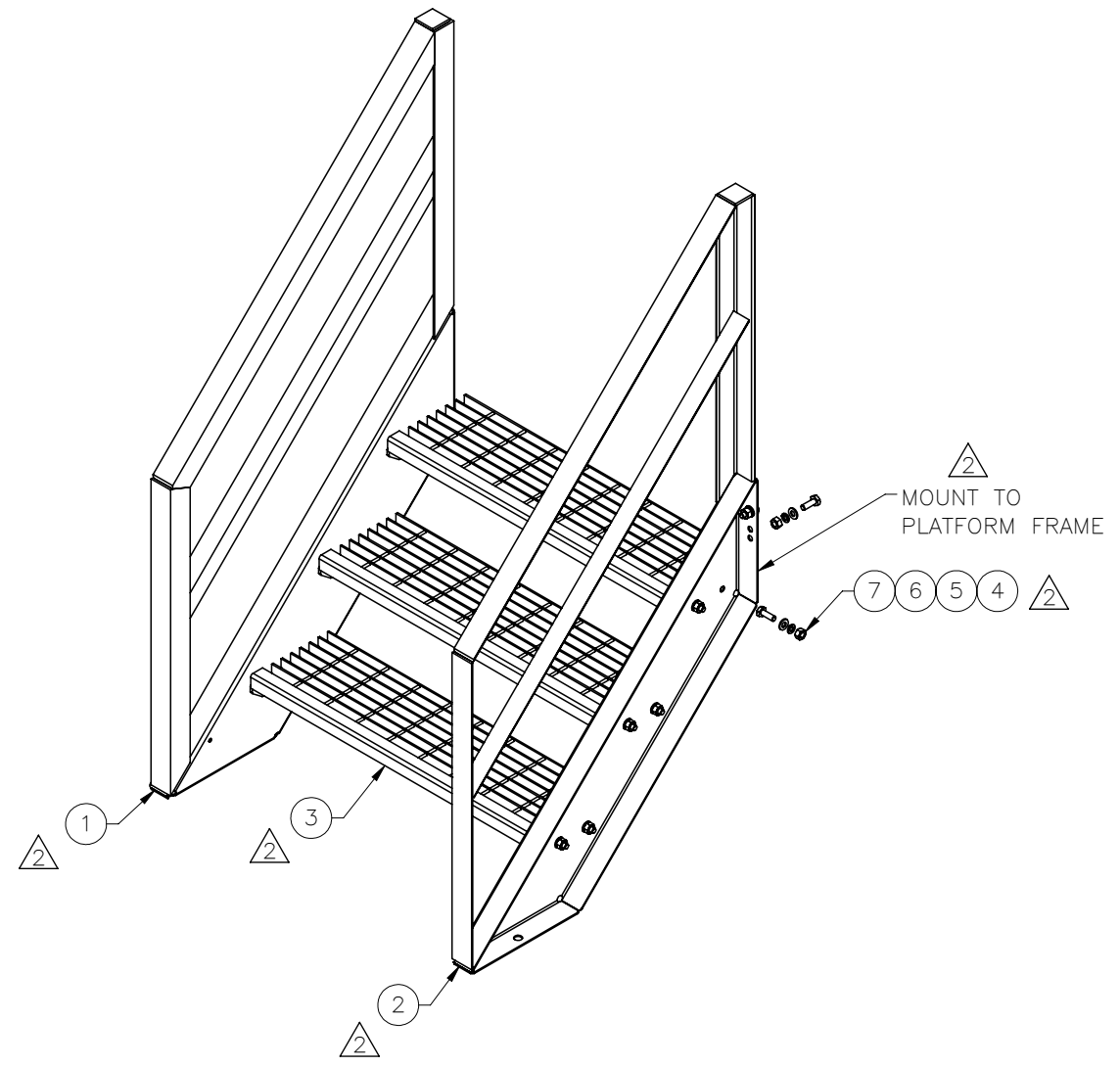
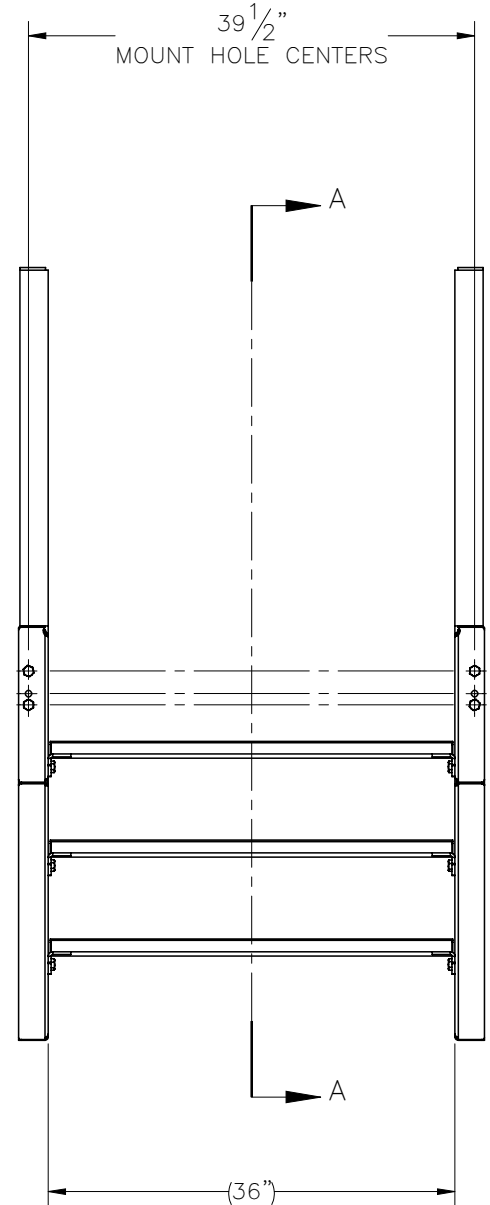


THE INFORMATION CONTAINED IN THIS DRAWING IS THE SOLE PROPERTY OF ELECTRO MECHANICAL INDUSTRIES, INC. ANY REPRODUCTION IN PART OR WHOLE WITHOUT THE WRITTEN PERMISSION OF ELECTRO MECHANICAL IND., IS PROHIBITED.

REVISIONS					
REV.	DCN #	DESCRIPTION	DATE	BY	APPROVED
2	01092	002-OBG-0026 TO 002-OBG-0010, W-001-985 AND W-001-986 UPDATED TO CONSOLIDATED WELDS, W-001-873 UPDATED TO LATEST, OTHER DIM'S ADDED FOR CONSISTANCY/CLARITY	11-16-21	JTR	JPB



SECTION A-A



ITEM NO.	QTY REQD	PART NUMBER	DESCRIPTION	LENGTH	WEIGHT
1	1	W-001-985	LEFT SIDE STAIR WELDMENT	68 5/8"	76.9
2	1	W-001-986	RIGHT SIDE STAIR WELDMENT	68 5/8"	76.9
3	3	W-001-873	36" WD STAIR TREAD WELDMENT	36	26.16
4	16	002-OBG-0010	HHB, .500-13 X 1.50 LG., PT X 1.00, A325, HDG	1.50	0.14
5	16	002-OFW-G002	FW, .50, F436, HDG		0.02
6	16	002-OLW-G002	WASHER, SPLIT LOCK, .500", GALV		0.01
7	16	002-ONG-0010	NUT, HEX, .500-13UNC, GR 2H, GALV		0.06

SURFACE FINISH <input checked="" type="checkbox"/> UNLESS OTHERWISE SPECIFIED		UNLESS OTHERWISE SPECIFIED DIMENSIONS ARE IN INCHES		APPROVALS		DATE		ELECTRO MECHANICAL INDUSTRIES, INC. 11230 NEESEHAW DRIVE HOUSTON, TEXAS 77065 1-800-453-0050	
MATERIAL SEE PARTS LIST		TOLERANCES		DRAWN R. WOODARD		9/6/2017			
THIRD ANGLE PROJECTION		FRACTIONS ± 1/16		CHECKER C. SANCHEZ		9/6/2017		3 TREAD STAIR ASS'Y (36" WIDE)	
NEXT ASSY USED ON		ANGLES ± .25°		ENGINEER C. SANCHEZ		9/6/2017			
APPLICATIONS		HOLES: DRILLED OR PUNCHED ± 1/32		PRODUCTION JAB		9/6/2017		SIZE B DRAWING NO. 450-000-0122 REV 2	
		BURNED ± 1/32						SCALE: 1:17 WEIGHT: 236.2 lbs. SHEET 1 OF 1	