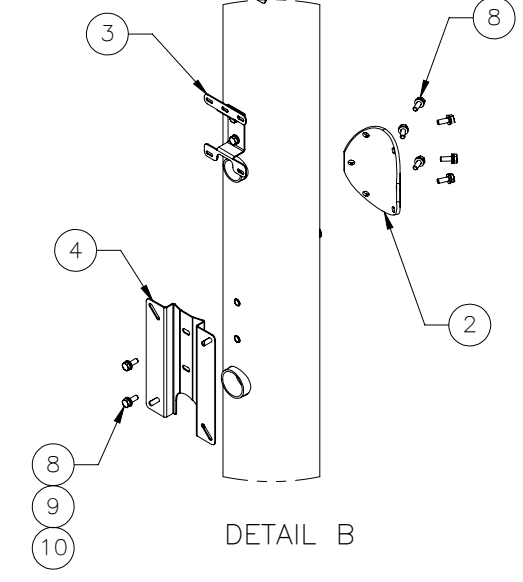
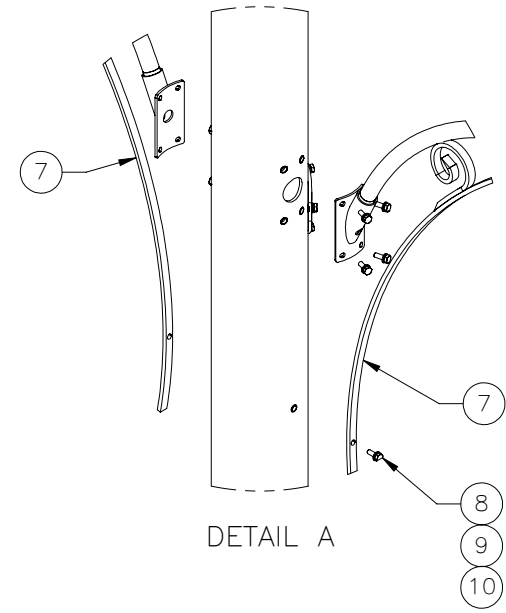
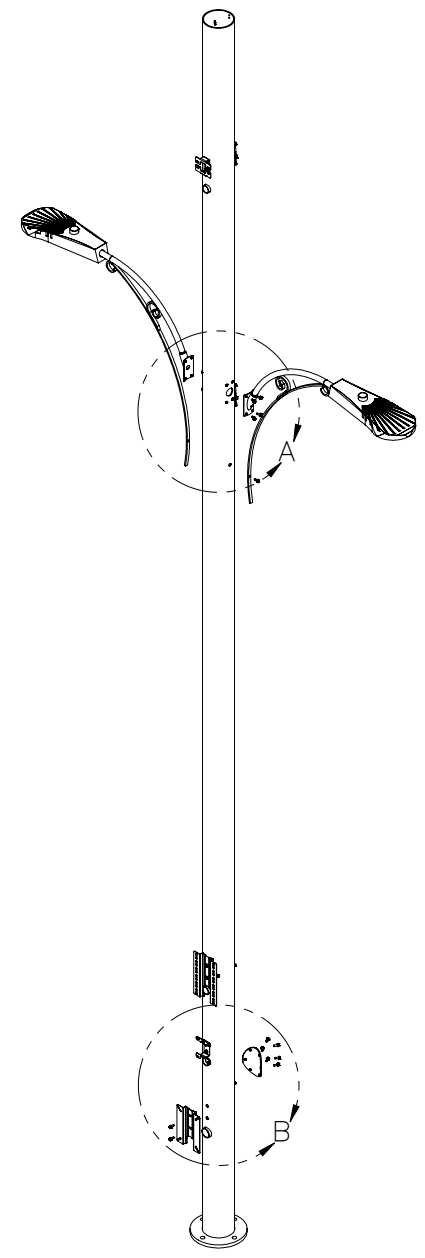
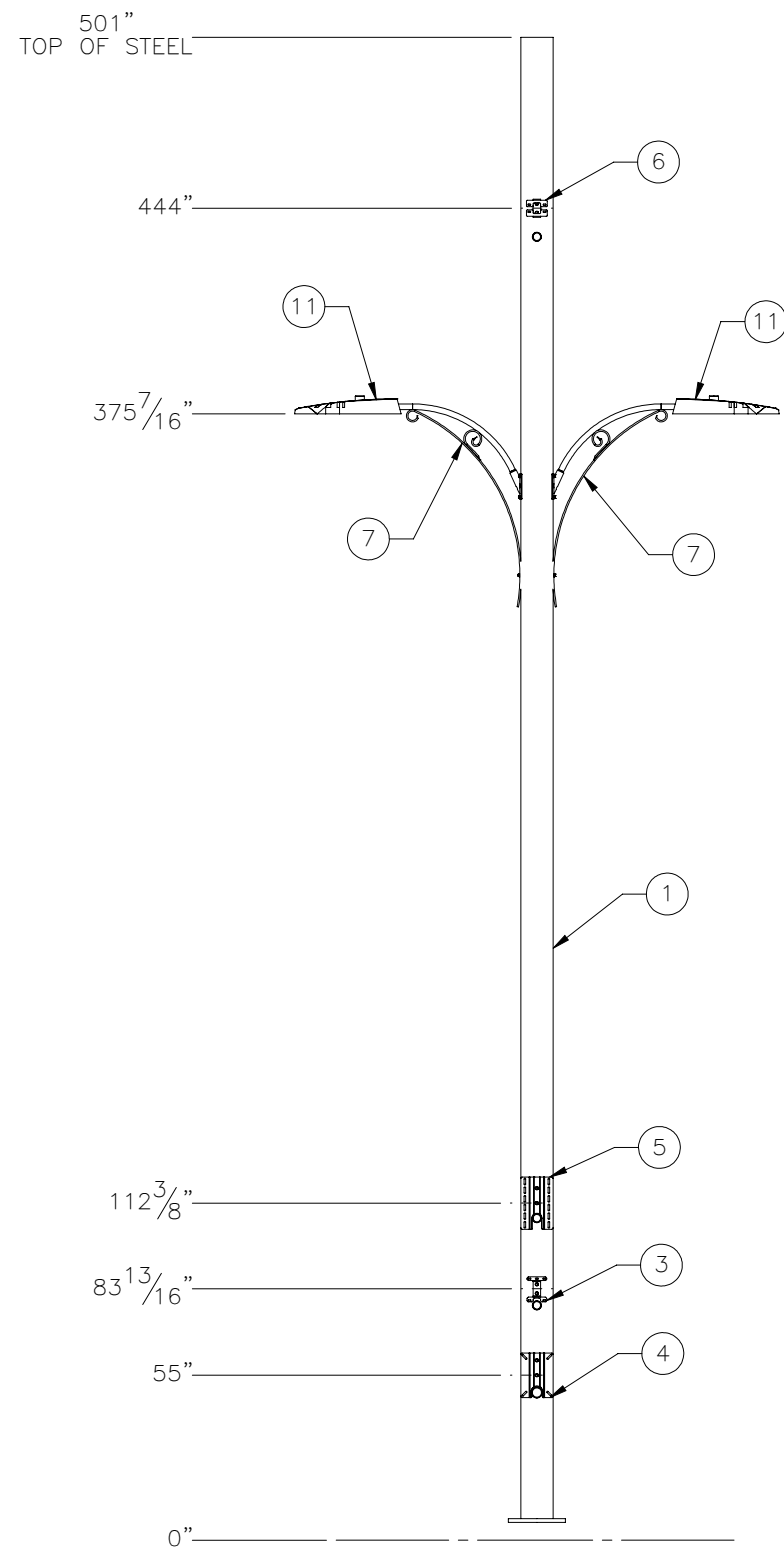


THE INFORMATION CONTAINED IN THIS DRAWING IS THE SOLE PROPERTY OF ELECTRO MECHANICAL INDUSTRIES, INC. ANY REPRODUCTION IN PART OR WHOLE WITHOUT THE WRITTEN PERMISSION OF ELECTRO MECHANICAL IND., IS PROHIBITED.



ITEM NO.	QTY REQD	PART NUMBER	DESCRIPTION	LENGTH	WEIGHT
1	1	1002-0000-0056	41'-9" BARE MONOPOLE MAST, PAD MOUNT		1708.37
2	4	P-006-605	COVER PLATE, 1/2" HDW		8.54
3	1	P-003-480	EQUIPMENT HAT, LOAD CENTER 1/2" HDW		1.3
4	1	P-005-617	EQUIPMENT HAT, METER ENCLOSURE, 1/2" MNT HDW		6.76
5	1	P-005-618	EQUIPMENT HAT, CHARLES FIBER ENCLOSURE, 1/2" MNT HDW		7.51
6	1	P-005-619	EQUIPMENT HAT, SAMSUNG RRH, 1/2" MNT HDW		1.7
7	2	1010-0000-0202	LIGHT ARM, MLGW		31.23
8	42	002-0BG-0010	BOLT, HH, .500-13 X 1.50, GALV, A325, PT X 1.00	1 1/2"	0.14
9	42	002-0FW-G002	WASHER, FLAT, .500, GALV, F436		0.03
10	42	002-0LW-G002	WASHER, SPLIT LOCK, .500", GALV		0.01
11	2	170-PLF-0026	COOPER LIGHTING SOLUT., ARCH-L LED LIGHT, 2" O.D. CONN.		27.00

SURFACE FINISH <input checked="" type="checkbox"/> UNLESS OTHERWISE SPECIFIED		UNLESS OTHERWISE SPECIFIED DIMENSIONS ARE IN INCHES		APPROVALS		DATE		ELECTRO MECHANICAL INDUSTRIES, INC. 11230 NEESEHAW DRIVE HOUSTON, TEXAS 77065 1-800-453-0050	
MATERIAL SEE PARTS LIST		TOLERANCES		DRAWN B. HUTSON		2/23/2023			
THIRD ANGLE PROJECTION		FRACTIONS ± 1/16		CHECKER J. ROACH		2/23/2023		SIZE B DRAWING NO. 1002-0020-0071 REV 0	
NEXT ASSY USED ON		HOLES: DRILLED OR PUNCHED ± 1/32		ENGINEER J. Breen		2/23/2023			
APPLICATIONS		BURNED ± 1/32		PRODUCTION J. KERNER		2/23/2023			

NOTES:
 1. PAINT OR GALVANIZE PER CUSTOMER SPEC.