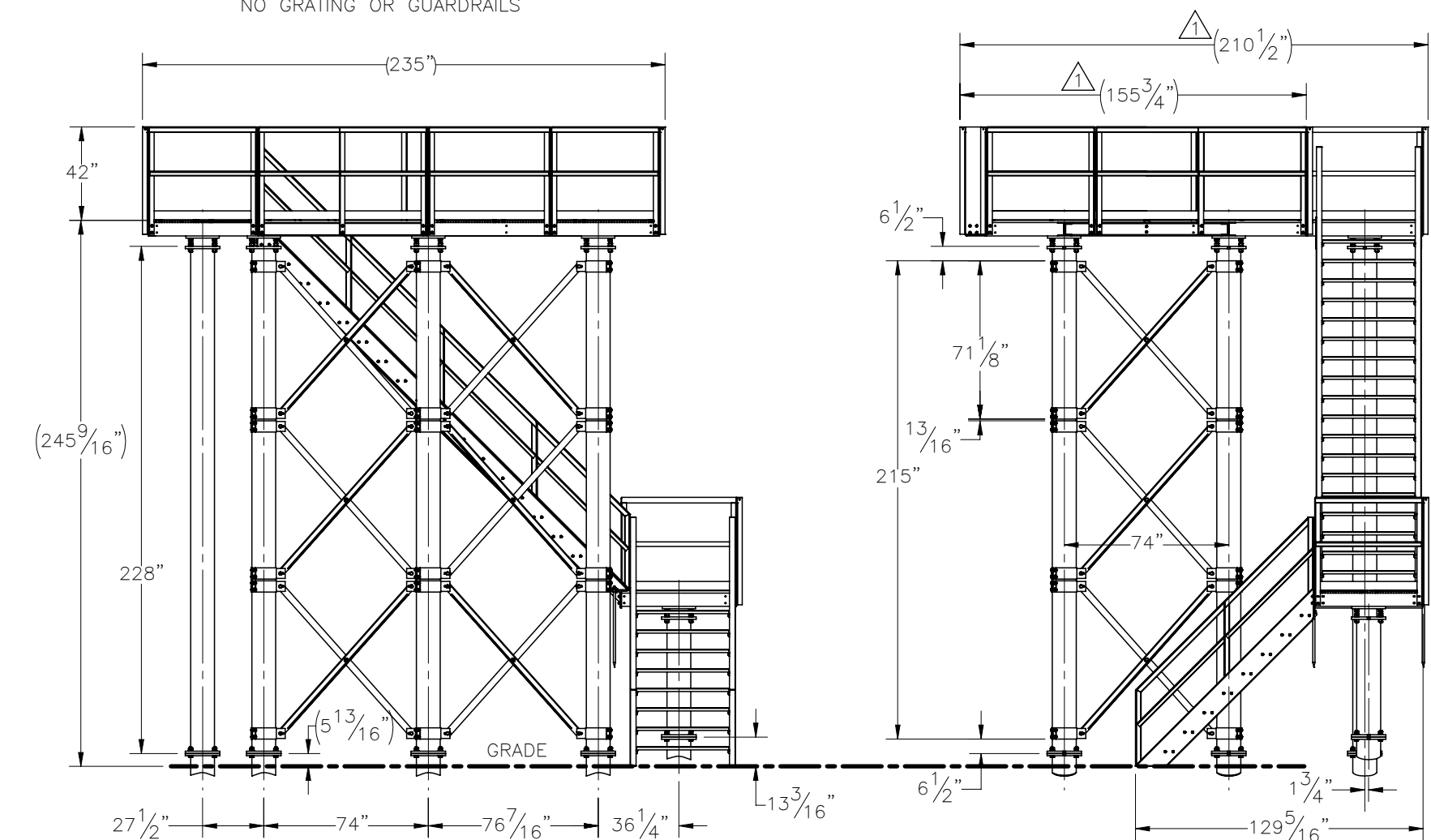
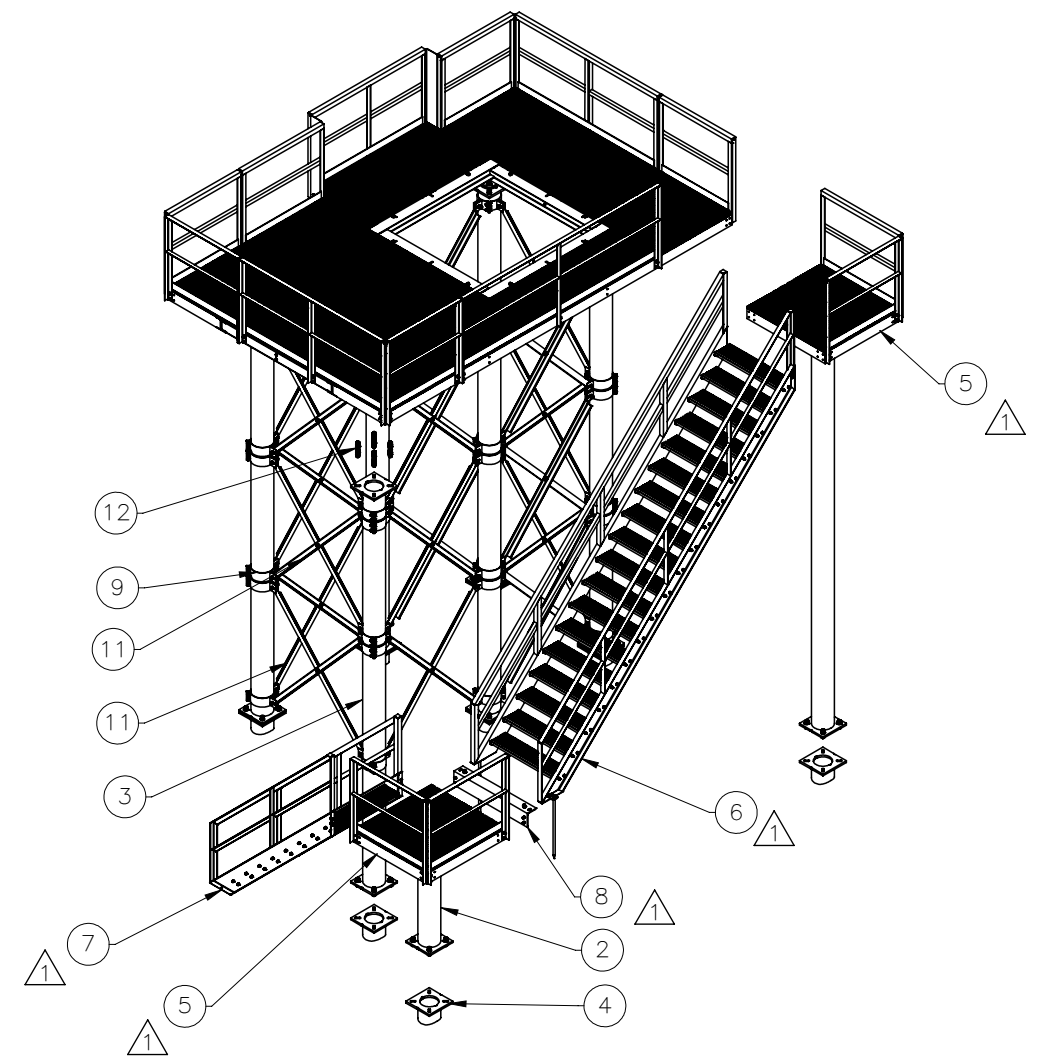
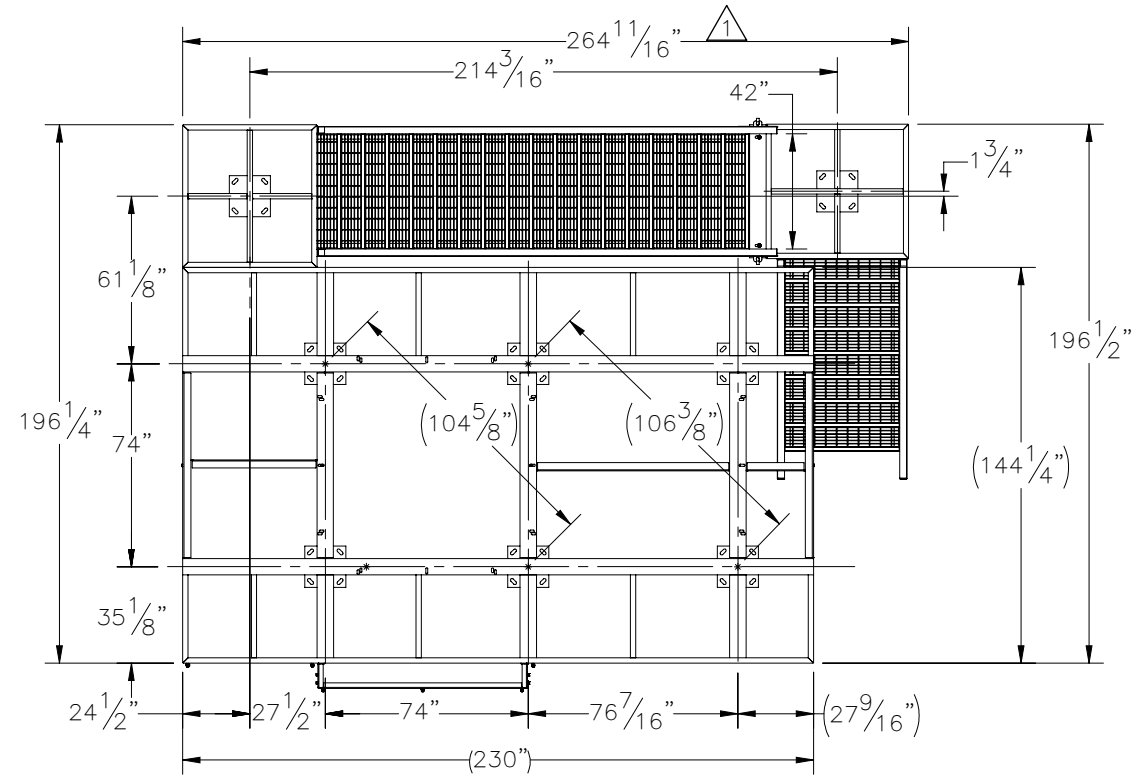


THE INFORMATION CONTAINED IN THIS DRAWING IS THE SOLE PROPERTY OF ELECTRO MECHANICAL INDUSTRIES, INC. ANY REPRODUCTION IN PART OR WHOLE WITHOUT THE WRITTEN PERMISSION OF ELECTRO MECHANICAL IND., IS PROHIBITED.

| REVISIONS | | | | | |
|-----------|-------|---|------------|-----|----------|
| REV. | DCN # | DESCRIPTION | DATE | BY | APPROVED |
| 1 | 01287 | STAIR & LANDING MOVED FROM LEFT TO RIGHT SIDE. VISUALLY UPDATED FOR LOWER LEVEL CHANGES | 01/05/2024 | FHM | JPB |



| ITEM NO. | QTY | PART NUMBER | DESCRIPTION | LENGTH | WEIGHT |
|----------|-----|----------------|--|--------|--------|
| 1 | 1 | 1001-0010-0052 | 12' X 19' WIC PLATFORM | | 4682.5 |
| 2 | 1 | 1007-T010-0540 | 4.5 FT EXTENSION | | 276.7 |
| 3 | 7 | 1007-T010-2280 | 19.0 FT EXTENSION | | 865.8 |
| 4 | 8 | 400-000-1001 | 10" X 10', 1" BASE, 1" HDW. - HELICAL PIER | | 347 |
| 5 | 2 | 1003-0030-0006 | STAIR LANDING | | 546.2 |
| 6 | 1 | 450-000-0233 | STAIR ASSY (42" WIDE), 18 TREAD | | 1547.3 |
| 7 | 1 | 1003-0080-0008 | 8 TREAD STAIR ASSY (42" WIDE) | | 566.2 |
| 8 | 1 | A-000-258 | STAIR LEDGE ASSY | | 97.6 |
| 9 | 24 | A-000-355 | HEAVY DUTY CROSS BRACE CLAMP - CORNER CONFIG | | 21.80 |
| 10 | 12 | A-000-355 | HEAVY DUTY CROSS BRACE CLAMP - STRAIGHT CONFIG | | 21.80 |
| 11 | 18 | A-000-359 | X BRACE ASSEMBLY F/14' PIERS | | 106.56 |
| 12 | 6 | 1000-0020-0077 | QUAD MOUNT 1" LEVELING HARDWARE KIT | | 15.2 |
| 13 | 1 | P-006-606 | RODENT GUARD | 36" | 2.7 |

NOTES:
 1 OPTIONAL PLATE PROVIDED IF REQUIRED FOR GENERATOR.

| | | | | | | |
|----------------|----------------|----------------------------|---|--|---|--|
| SURFACE FINISH | | UNLESS OTHERWISE SPECIFIED | UNLESS OTHERWISE SPECIFIED DIMENSIONS ARE IN INCHES | APPROVALS | DATE | ELECTRO MECHANICAL INDUSTRIES, INC. 11230 NEESESHAW DRIVE HOUSTON, TEXAS 77065 1-800-453-0050 |
| MATERIAL | SEE PARTS LIST | TOLERANCES | .00 ±.06 .000 ±.015 .000 ±.005 FRACTIONS ± 1/16 ANGLES ± .25° HOLES: DRILLED OR PUNCHED ± 1/32 BURNED ± 1/32 | DRAWN: B. HUTSON CHECKER: F. BAYEH ENGINEER: J. Breen PRODUCTION: J. KERNER | 9/28/2023 10/10/2023 10/11/2023 10/11/2023 | |
| NEXT ASSY | USED ON | APPLICATIONS | | | | SIZE: B DRAWING NO.: 1000-0010-0146-20 SCALE: 1:65 WEIGHT: 19894 lbs. SHEET 1 OF 1 |